

# Parish Elections 2023


Statistics and reflections

# Some statistics

Statistics	Figures
Parish Council electorate	83,963
Parish Councils (and wards of)	39
Candidates	219
Contested elections	15
Uncontested elections	24
Average turnout	34.4%
Highest:	Harvey West 50%
Lowest:	East Folkestone 24.86%

# Voter ID & accessibility

## Voter ID



National promotion

Local comms


Greeters

New poll card / signage

Voter Authority Certificate

Paperwork: BPRL / VIDEF

## Accessibility



Magnifiers

Tactile Voting Device

Ramps

Large print ballot papers

Disabled polling booths

Pencil grips

Audio ballot paper

Phones at stations

FHDC Station Companion

# Processes

## Timetable

- 5 Candidate & agent events
- 12 days of nominations
- 7 notice deadlines
- 7 registration deadlines
- 7 data deadlines

## Printers

- 1 polling plan
- 11 extracts
- 8 sets of proofs
- 5 deliveries
- Countless comms!

## Royal Mail

- 2 polling plans
- 39 licences
- 39 postcodes

# Staffing & stations

- 444 staff roles
- 319 members of staff
- 5 core team members
- 2 deputies
- 21 training sessions

- 53 polling places
- 58 polling stations
- 870 hours of poll

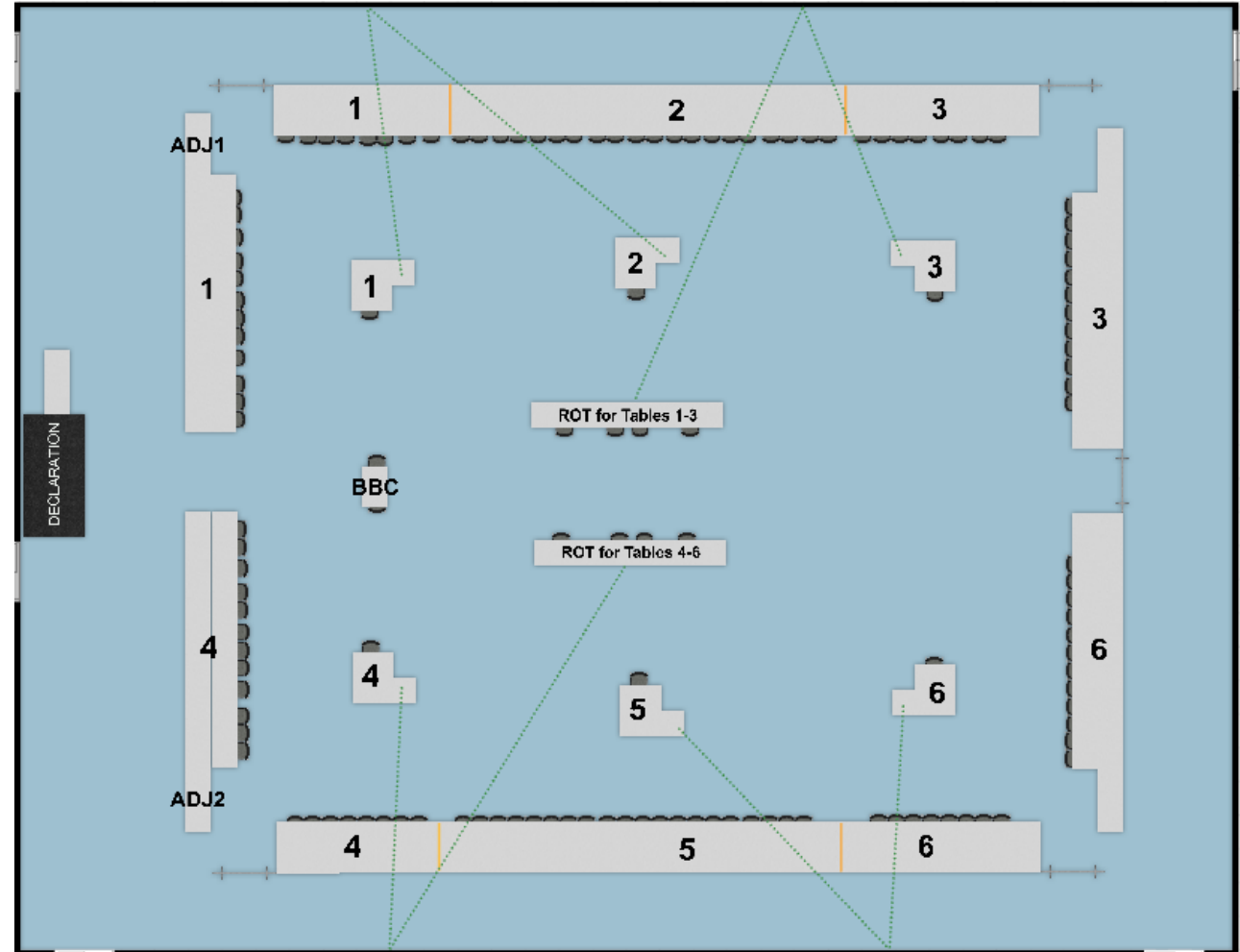


# Verification & count

- Three Hills Sports Park
- 120 counters + other staff
- 9am – 5pm

## Order of events:

- District & Parish verification
- District counts
- Parish counts



# Reflections

- A lot of work!
- Voter ID and accessibility
- Processes
- Staffing & stations
- Verification & count
- Recharges

# Thanks for listening

- Is there anything we could have done differently?
- Were comms sufficient and timely?
- What worked well?
- To note: Polling district and station review